



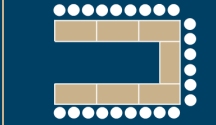






Marvin Center Maximum Capacities

Space	Size	Banquet 10 people per table 	Crescent 5 people per table 	Theater 	Classroom 3 people per table 	U-Shape 3 people per table 	Box 3 people per table 	Conference 3 people per table 	Reception 	Fair-Style number of 6' tables 
Major Space										
Amphitheater	1,664 sq ft			104						
Betts Theatre	5,376 sq ft			325						
Continental Ballroom	55x56 sq ft	200	95	174	105	45	60	48	225	36
Grand Ballroom	78x50 sq ft	300	125	322	207	69	90	66	450	57
Grand Ballroom Terrace									175	
309	1,680 sq ft	100	65	151	66	36	57	42	160	13
Meeting Space										
301	27x41 sq ft	80	40	86	51	24	39	30	95	9
302	44x29 sq ft	80	40	86	51	24	39	30	95	9
307	38x30 sq ft	70	35	99	60	27	39	30	105	11
308	37x26 sq ft	60	30	82	42	27	36	30	90	10
310 W	44x22 sq ft	60	30	77	48	30	42	36	85	10
311 W	30x22 sq ft	40	20	48	30	18	24	24	55	7
400								6		
401								12		
402	23x26 sq ft	30	15	30	24	15	18	18	35	6
402-404	23x59 sq ft	70	40	88	54	39	48	42	95	12
403 W	28x48 sq ft	80	40	96	54	36	48	36	110	15
404	23x33 sq ft	40	20	36	24	21	24	18	40	7
405 W	28x48 sq ft	70	35	93	54	36	48	36	100	15
407	21.5x47 sq ft	80	45	95	60	38	42	42	110	12
413	22x18 sq ft	20	10	30	18	13	18	12	30	4
413-414	22x36 sq ft	40	25	59	36	27	30	30	65	8
414	22x18 sq ft	20	10	29	18	15	18	12	30	4

Capacities are estimates only and will vary based on specific A/V, setup and catering needs.

W indicates room with windows